

LANCASHIRE & CUMBRIA DATA

IMPORTANT FIGURES

GPAS  
STATUS

OPEL  
CONVERSION

CLINICAL  
ACTIVITY

RETURN  
RATE

256,680

MIN NUMBER OF PATIENTS COVERED BY AMBER + PRACTICES (1)

OPEL

2

26/1000

39%


296,442

INDICATIVE NUMBER OF PATIENT CONTACTS IN GENERAL PRACTICE THIS WEEK (2)


LOCALITY DATA

	GPAS STATUS	OPEL STATUS	CLINICAL ACTIVITY	RETURN RATES
Blackpool	Insufficient responses			
Fylde & Wyre	Insufficient responses			
Morecambe Bay		2	24/1000	42%
West Lancs		3	38/1000	40%
Greater Preston	Insufficient responses			
Chorley & S. Ribble		1	27/1000	42%
East Lancs		2	20/1000	53%
Blackburn W/Darwen	Insufficient responses			
North Cumbria	Insufficient responses			

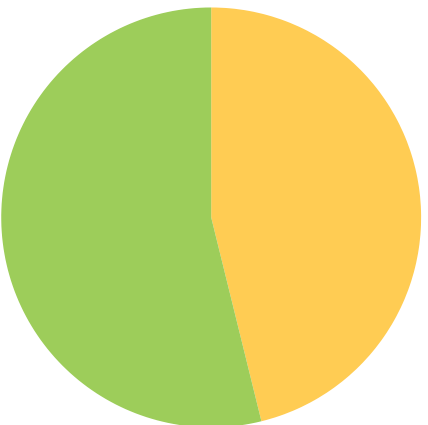
Blackpool



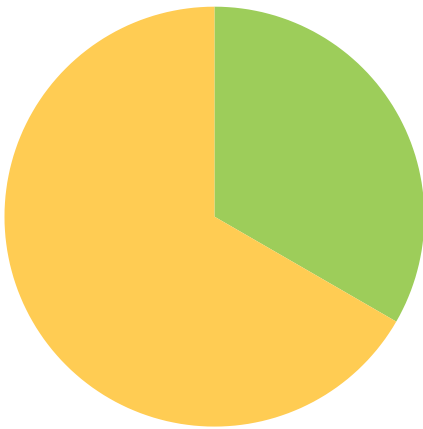
Fylde & Wyre




Morecambe Bay



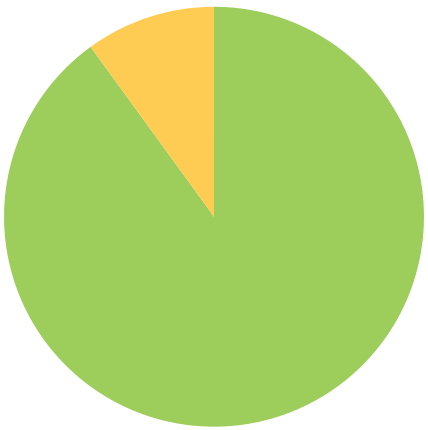
West Lancs



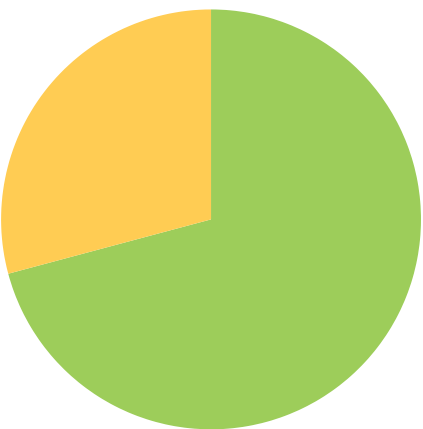
Greater Preston




Chorley & S. Ribble




East Lancs



Blackburn W/Darwen



North Cumbria



# A SELECTION OF THIS WEEK’S PRACTICE COMMENTS

Reduced capacity as we have GPs with planned annual leave and sudden bereavement. We have informed the ICB of our reduction in capacity.

## GPAS CHANGE SINCE LAST SITREP

	Last SITREP	This Week	Trend	Note
Blackpool	<div></div>	<div></div>		
Fylde & Wyre	<div></div>	<div></div>		
Morecambe Bay	<div></div>	2		
West Lancs	<div></div>	3	→	
Greater Preston	<div></div>	<div></div>		
Chorley & S. Ribble	<div></div>	1	→	
East Lancs	<div></div>	2	↑	OPEL 1 to OPEL 2
Blackburn W/Darwen	<div></div>	<div></div>		
North Cumbria	<div></div>	<div></div>		

## A QUICK GUIDE TO THE GPAS STATES

BLACK

Practice will fail within one month. Urgent system intervention required.

RED

Sustainable in the short term. Needs system support.

AMBER

Sustainable in the medium term (6 months max). Probably needs system support.

GREEN

Fully Sustainable.

## LMC NOTE:

We were disappointed with the number of GPAS responses received this week. This data provides invaluable insight at a system level and plays a crucial role in understanding and addressing the pressures within General Practice.

We strongly encourage all practices to continue to complete the GPAS survey to ensure the data reflects the true picture on the ground.

(1) This figure is accurate and is the sum of the list sizes submitting from those Practices registering as amber, Red and Black  
(2) This figure is approximate and calculated by using the clinical activity figure for Lancashire & Cumbria multiplied by 5